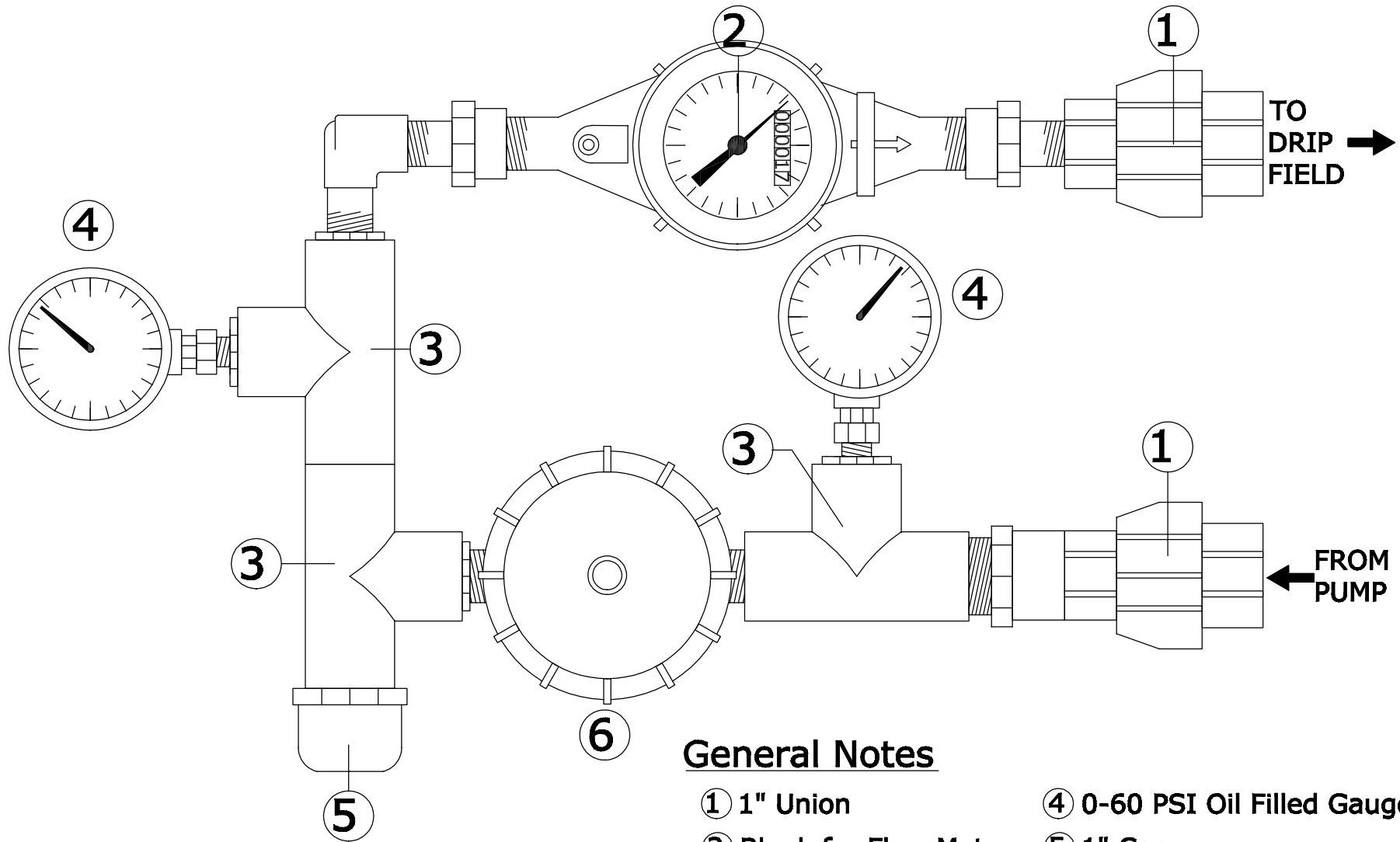


### General Notes

- ① 1" Union
- ② 1" Tee
- ③ Oil Filled Pressure Gauge
- ④ 1" PVC Ball Valve

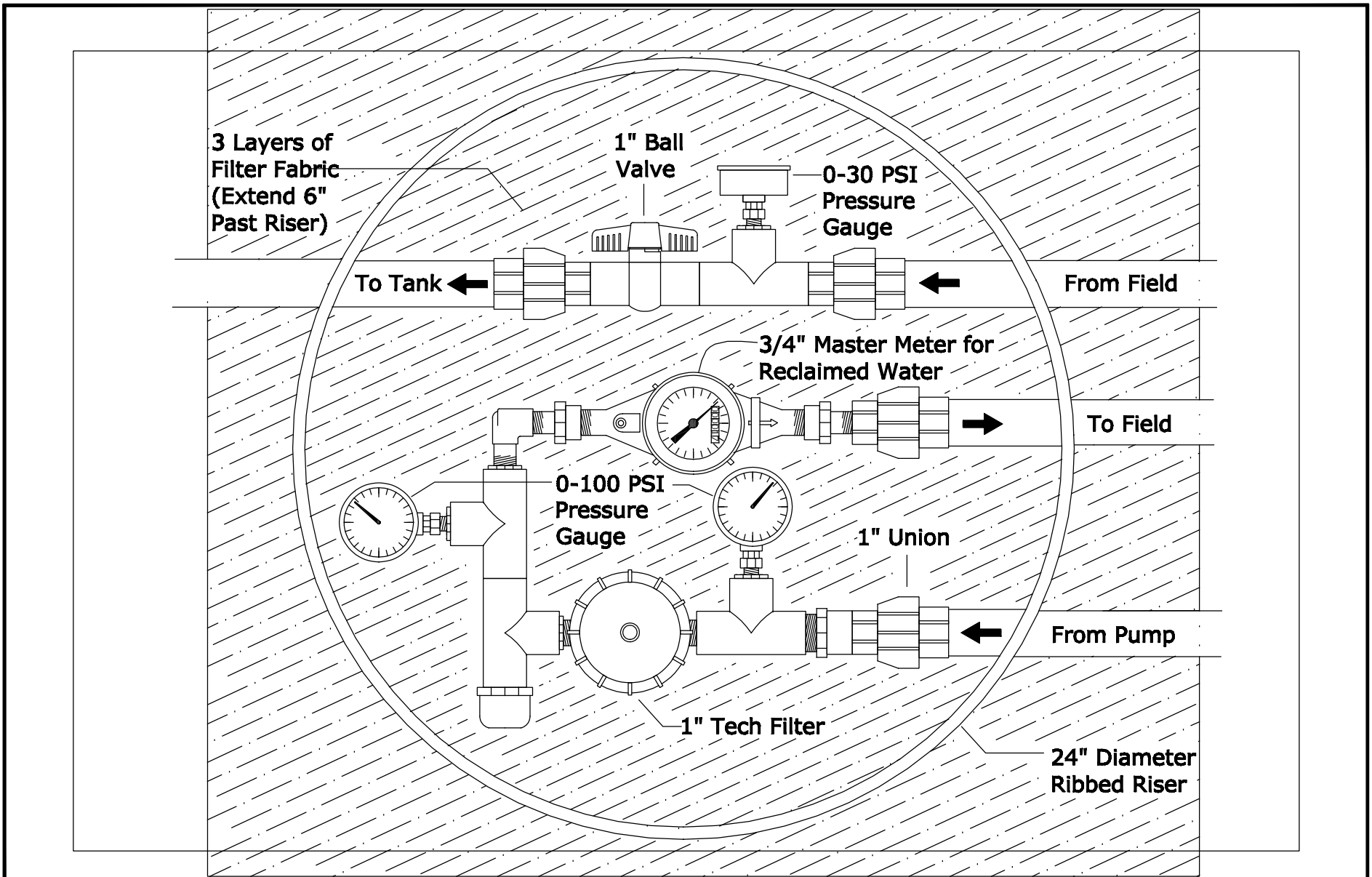
DRAWN BY: <b>JNL</b>	REVISIONS	PROJECT	SHT. NAME	SHT. NO.
DATE: <b>3/14/07</b>			<b>Continuos Flush Headworks</b>	<b>HW-2</b>
DWG. NO.: <b>2 of 4</b>				
APPROVED BY: <b>DL</b>				



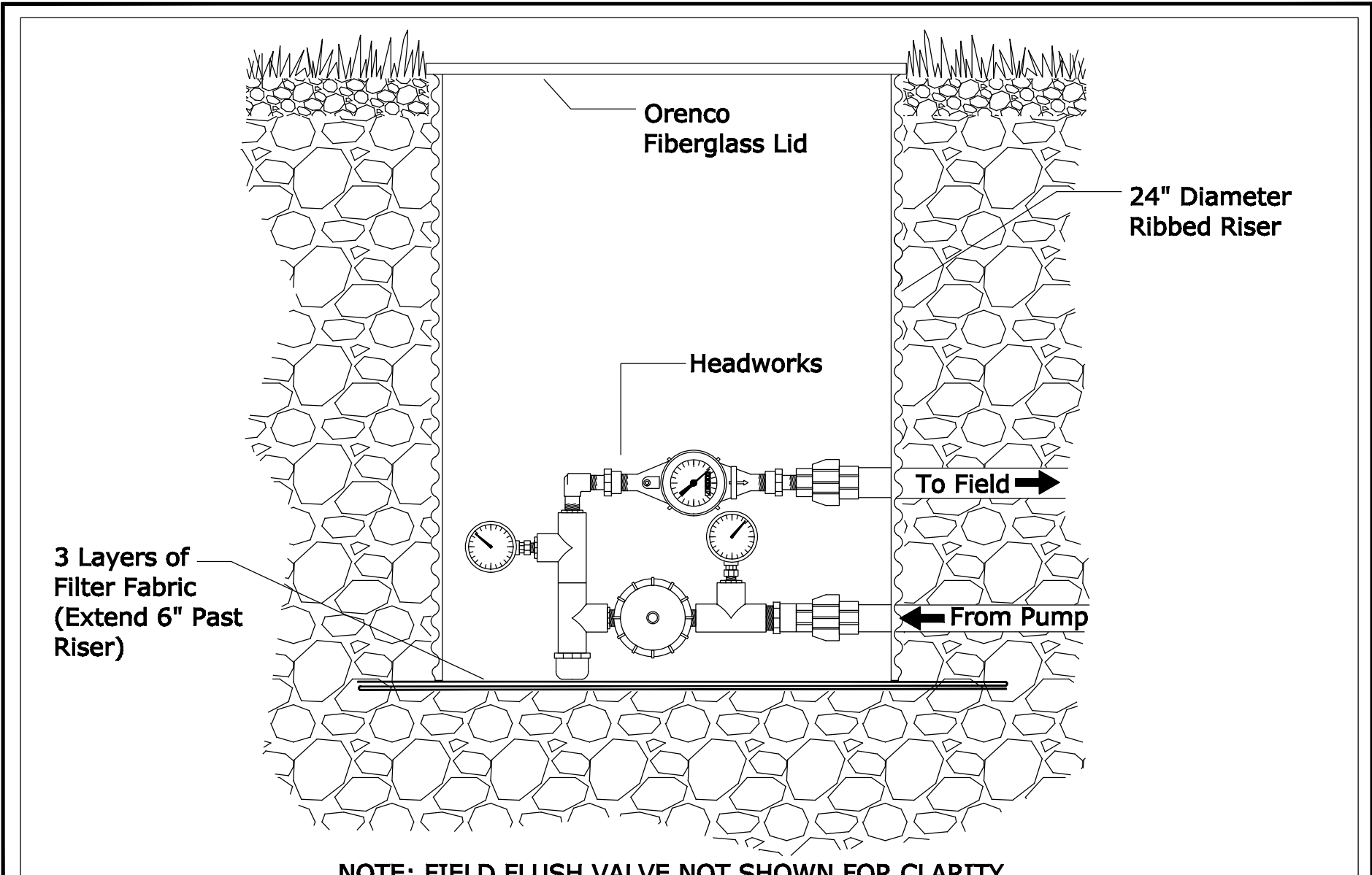
**General Notes**

- ① 1" Union
- ② Blank for Flow Meter
- ③ 1" Tee
- ④ 0-60 PSI Oil Filled Gauge
- ⑤ 1" Cap
- ⑥ 1" Netafim Tech Filter

DRAWN BY: <b>JNL</b>	REVISIONS	PROJECT	SHT. NAME
DATE: <b>3/14/07</b>			<b>Continuos Flush Headworks</b>
DWG. NO.: <b>1 of 4</b>			<b>HW-1</b>
APPROVED BY: <b>DL</b>			



DRAWN BY:	<b>JNL</b>	REVISIONS	PROJECT	SHT. NAME	SHT. NO.
DATE:	<b>3/14/07</b>			<b>Continuos Flush Headworks</b>	<b>HW-3</b>
DWG. NO.:	<b>3 of 4</b>				
APPROVED BY:	<b>DL</b>				



DRAWN BY:	<b>JNL</b>	REVISIONS	PROJECT	SHT. NAME	SHT. NO.
DATE:	<b>5/22/07</b>			<b>Continuos Flush Headworks</b>	<b>HW-4</b>
DWG. NO.:	<b>4 of 4</b>				
APPROVED BY:	<b>DL</b>				