

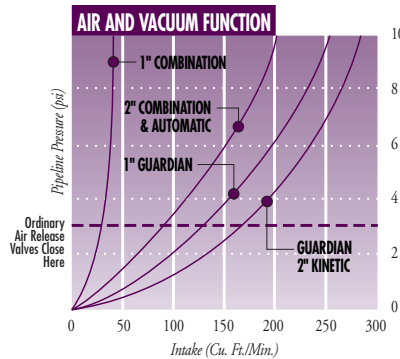
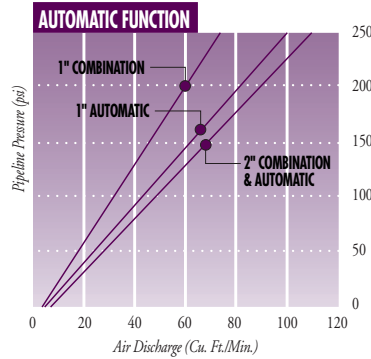


Air Vents

Proven Design Provides More Air Release Capacity Than Other Valves of Similar Sizes

Product Advantages

- Ensures maximum protection of irrigation system with proper sizing and placement.
- Hydrodynamic float design ensures valve closure as water fills the system, remains open when air pressure reaches 12 psi.
- Large capacity valves dampen water hammer preventing pipes and fittings from cracking or bursting.
- Unique patented rolling seal feature allows gradual opening, closing and self-cleaning - available on 1" and 2" Combination.
- Made of corrosion-resistant reinforced UV protected nylon - no metal parts to rust or corrode, no need for spare parts.
- Guardian Air Vent with Shrader Valve is ideal for measuring local line pressure.



Applications

- 1" and 2" Combination Air/Vacuum Relief and Continuous Acting Air Vents
 - For release of large volumes of air: pump and filtration stations, along mains, at the end of mainlines.
 - At high points in pipe network or upstream of manifolds.
 - Every 1,000 feet along mainlines 6 inches and larger.
- 3/4", 1" & 2" Guardian Air and Vacuum Relief Air Vents
 - Commonly used downstream of valves, primarily at manifolds, to break vacuum caused by system draining.
 - On sloping terrain to prevent collapsing of pipes caused by vacuum when pipe networks drain.



2" Combination
Air/Vacuum Relief and
Continuous Acting Air Vent



1" Combination
Air/Vacuum Relief and
Continuous Acting Air Vent



2" Guardian
Air & Vacuum Relief
Air Vent



3/4" & 1" Guardian
Air & Vacuum Relief
Air Vent



3/4" & 1" Guardian
with Shrader Valve

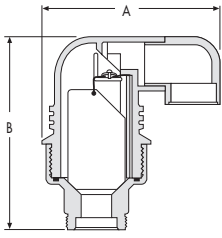
Specifications

- Maximum operating pressures:
 - 2" Polypropylene Combination: 150 psi
 - 1" Combination: 150 psi
 - 2" Guardian: 150 psi
 - 1" Guardian: 150 psi
 - 3/4" Guardian: 150 psi
- Five year warranty



NETAFIM USA
5470 E. Home Ave. • Fresno, CA 93727
888.638.2346 • 559.453.6800
FAX 800.695.4753
www.netafimusa.com

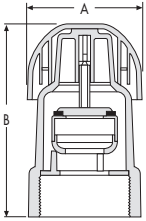
Air Vent Specifications



Combination Air/Vacuum Relief and Continuous Acting Air Vent

Stages of Operation

1. During start-up, the valve releases large volumes of air.
2. As the system builds pressure, the body fills with water, forcing the float upwards and closing the valve.
3. While the system is pressurized, the "automatic" function continuously expels accumulated air.
4. At shutdown, the valve's large opening allows air back into the system preventing the pipe and accessories from collapsing, and preventing suction of mud and debris.



Guardian Air Release & Vacuum Relief Vent

Stages of Operation

1. The Guardian releases large quantities of air through an opening equal to a large size standard vent. As water enters, the float rises and forces the valve to close.
2. During normal flow, while the line is under pressure, the valve remains closed.
3. As the line empties, or during a drop in pressure, the float drops down and opens the valve. Air is admitted, breaking the vacuum created by the withdrawing water and prevents the collapse of pipelines and suction of soil into dripperlines.

DIMENSIONS & WEIGHT

	Part Number	Nominal Size	Dimension A	Dimension B	Weight	Connection
2" Nylon Combination (Plastic Base)	65ARIB2	2"	7.09"	8.23"	2.35 lbs	2" NPT Male Thread
2" Guardian	65ARIA2	2"	2.87"	4.79"	.44 lbs	2" NPT Female Thread
1" Combination	65ARIB1	1"	3.93"	5.51"	.66 lbs	1" NPT Male Thread
1" Guardian	65ARIA100	1"	2.36"	4.79"	.35 lbs	1" NPT Male Thread
1" Guardian with Shrader Valve	65ARIA100S	1"	2.55"	5.11"	.44 lbs	1" NPT Male Thread
3/4" Guardian	65ARIA075	3/4"	2.36"	5.11"	.22 lbs	3/4" NPT Male Thread
3/4" Guardian with Shrader Valve	65ARIA075S	3/4"	2.55"	5.11"	.44 lbs	3/4" NPT Male Thread

Netafim USA – Delivering Total System Solutions for Wastewater

• Dripperlines • Filters • Valves • Air Vents • Flow Meters • Controllers



For more information call your Authorized Netafim USA Distributor or call Netafim USA Customer Service at (888) 638-2346.

W060 7/04